


Library Book activities

- Choose a book which you brought home from school, a book you have at home or a book off GetEpic!
- I would suggest picking a book which will last you a couple of days of reading! However, shorter books work fine as well!
- After you read a section of your book (No required length) try to complete some of these activities in your copy! (There will be full copies of the sheets in this document should you want to print them off and fill them in. (pgs. 5-11 of this document))
- Below you will find the six jobs (There is one extra if you're only starting your book) which you will try to complete throughout your reading! Choose one job to do after each time you read!

Job descriptions

Your job is to **lead the group!** You will be in charge of leading discussion time and keeping group members on task.



Discussion Director

Name: _____ # of pages read: _____
Book/Story Title: _____ Author: _____

Job Description:

- During group reading, your job is to stop the group at an appropriate time to let the Passage Predictor make either two predictions.
- After reading, you lead group discussion, using prompts from the Literature Circle Discussion 'To-Do' list, or by having group members answer the following two questions:
*What was your favorite part of what we read today, and why?
*What do you predict will happen next time?
*What do you predict will happen next time?
- Write down how your group did today (did any students not attend or participate a bit, had great fluency during read aloud, etc.). Then draw a picture of your group discussion this (include names).

What we did:

Illustration of group time today:

Your job is to **illustrate** an important part of the reading, or a part that stands out to you.



Artistic Artist

Name: _____ # of pages read: _____
Book/Story Title: _____ Author: _____

Job Description:

- Become an Illustrator! After you read the book or story, choose a part to illustrate.
- Write a caption about what is happening in the picture.

Directions:

Your job is to make connections to the reading.

Text-to-Text
Text-to-Self
Text-to-World
Text-to-Media



Creative Connector

Name: _____ # of pages read: _____
Book/Story Title: _____ Author: _____

Job Description:

- As you read, your job is to make connections to the story. You can connect by thinking of something in the story that relates to you (**Text-to-Self** connection), by thinking of how the story is like another story you've read or how characters or events are similar to the world around you (**Text-to-World** connection), by how the story makes you feel or something similar to the world around you (**Text-to-Media** connection), or by how the story reminds you of something you saw on TV or the computer (**Text-to-Media** connection).
- Write about the part of the story that you connect to and your connection. Then, illustrate it in the box below.


My connection is: **Text-to-Text** **Text-to-World**
(circle one) **Text-to-Self** **Text-to-Media**

My Connections: _____

A picture of the part of the story that I connected to: _____

A picture of my connection: _____

Your job is to find new or interesting words as you read.



Word Wizard

Name: _____ # of pages read: _____
Book/Story Title: _____ Author: _____

Job Description:


- As you read, look for interesting words to write down. These can be words that are new to you, words that sound funny when you say them, or words that give a great description. Put a check in the space when the word is found, or just record it below.
- Write down two of the words that you find and the page number on which they are found.
- Look up the words in the dictionary and write the definition. Then use the word in a sentence of your own.
- Choose one word to illustrate.

Word #1: _____ Found on page: _____
Part of speech: _____
Definition: _____
My sentence: _____

Word #2: _____ Found on page: _____
Part of speech: _____
Definition: _____
My sentence: _____

Illustration of the words: _____

Your job is to make predictions during your reading.



Passage Predictor

Name: _____ # of pages read: _____
Book/Story Title: _____ Author: _____

Job Description:

- As you read, stop and make two predictions about what will happen next in the story. You can make a prediction about a character, about the setting, or about any upcoming events in the story. Make sure you remember the page(s) or which stopped on you complete the activity below after reading time.
- Write down the page number or which you stopped to predict. Then, write your prediction.
- Illustrate your predictions.


Page number where I stopped to predict: _____
My prediction #1: _____

Page number where I stopped to predict: _____
My prediction #2: _____

Prediction #1: _____ Prediction #2: _____

Your job is to summarise the main parts of your reading.

Characters
Setting(s)
Important Events



Super Summariser

Name: _____ # of pages read: _____
Book/Story Title: _____ Author: _____

Job Description:

- As you read the story, keep track of the characters, the setting and the main events of the story (you may want to use Post-Its, or take notes on the back of the pages).
- When you finish reading, show and label pictures of the character(s) and the setting(s) for the part you read today.
- Write a short summary, 3-5 sentences, using the main parts of the story. Remember, a summary only highlights the most important events.

Character(s) **Setting(s)**

Write a summary of the story below. Remember, a summary only tells the important events of the story. You should be able to tell the important events in 3-5 sentences.

Name _____

Author _____

Book Cover of Predictions

Job Description: Look at the cover of the book you are about to read. Write some phrases and draw some pictures to show what you predict the book might be about, who the characters are and where the story might take place.

I predict

Make some predictions of what you think the story will be about/what type of story it will be based on only the cover, the blurb (description on the back of the book) or any pictures on the cover! Your predictions can be represented by pictures, words etc.

LITERATURE CIRCLE DISCUSSION TIC-TAC-TOE!

Choose three discussion starters in a row to make a tic-tac-toe!

Which character can you relate to in today's reading, and why?	How did...?	My favorite scene in today's reading was...because...
What did you think of...?	What do you think the author could have done differently?	How would you have...?
What would happen if...?	I predict...	Do you agree with... in the text?

Discussion Director: It is your job to come up with questions based on what you have read! It could be about a character, something which happened, who your favourite character is or what your favourite scene is etc. There will be sample question starters below in the printable sheets! Use these to ask yourself some questions or try and come up with your own!

Name _____ # of pages read _____

Book/Story Title _____ Author _____

Artistic Artist

Job Description:

1. Choose an illustration! After you read the book or story, choose a part to illustrate.
2. Write a caption about what is happening in the picture.

Captions

Artistic Artist: It is your job to pick an important moment from your reading and visualise it! You'll have to illustrate (Draw a picture) of this moment and come up with a caption (description of your picture)!

Name _____ # of pages read _____

Book/Story Title _____ Author _____

Creative Connector

Job Description:

1. As you read, your job is to make connections to the story. You can connect by linking of something in the story that relates to you (text-to-self), connecting by linking of how the story is like another story you've read, or how characters or plots are similar in two stories (text-to-text connections), or by how the story makes you feel or something similar to the world around you (text-to-world connections).
2. Write down the part of the story that you connect to and your connection. Then, illustrate it in the box below.

My connection is: **Text-to-Text** **Text-to-Self** **Text-to-World** (circle one)

My Connections _____

A picture of the part of the story that I connected to _____

A picture of my connection _____

Creative Connector: It is your job to try and make a connection to the story! You will do this by relating the story to something else! This could be done 3 different ways! Text to Text (Connecting the story to something which you have read in another story or TV programme etc). Text to Self (Connecting the story to something which has happened to you). Text to world (Connecting the story to something which has happened or is happening somewhere in the world)

Name _____ # of pages read _____
 Book/Story Title _____ Author _____


Word Wizard

Job Descriptions

- As you read, look for interesting words to write down. These can be words that are new to you, words that sound funny when you say them, or words that give a great description. Put a Post-it on the page where the word is found, or just record it below.
- Write down two of the words that you find and the page number on which they are found.
- Look up the words in the dictionary and write the definition. Then, use the word in a sentence of your own.
- Choose one word to illustrate.

Word #1 _____ Found on page# _____
 Part of speech: _____
 Definition: _____
 My sentence: _____

Word #2 _____ Found on page# _____
 Part of speech: _____
 Definition: _____
 My sentence: _____

Illustration of the word: 

Word Wizard: It is your job to choose two words from your reading and look up their definition! You can use a dictionary or if you don't have a dictionary you can use Dictionary.com. After you've found the definition record it and try and put the words into a sentence! Choose one of the words and illustrate word!

Name _____ # of pages read _____
 Book/Story Title _____ Author _____

Passage Predictor

Job Descriptions

- As you read, stop and make two predictions about what will happen next in the story. You can make a prediction about a character, about the setting, or about any upcoming events in the story. Make sure you remember the pages at which stopped, so you can complete the activity below after reading time.
- Write down the page number at which you stopped to predict. Then, write your prediction.
- Illustrate your predictions.

Page number where I stopped to predict: _____
 My prediction #1: _____

Page number where I stopped to predict: _____
 My prediction #2: _____

Prediction #1	Prediction #2
---------------	---------------

Passage Predictor: It is your job to try and make predictions about what you think will happen next in the story based on what you've read so far! This job is done during your reading! When you reach an interesting or important part of the story try to pause your reading and make a prediction about what will happen next! Try to do this twice during your reading and draw a picture to represent your prediction as well! Make sure to check back and see does your prediction come true!

Name _____ # of pages read _____
 Book/Story Title _____ Author _____

Super Summariser

Job Descriptions

- As you read the story, keep track of the characters, the setting and the main events of the story (you may want to use Post-its, or take notes on the back of this paper).
- When you finish reading, draw and label pictures of the character(s) and the setting(s) for the part you read today.
- Write a short summary, 3-5 sentences, telling the main parts of the story. Remember, a summary only highlights the main events!

Character(s)	Setting(s)
--------------	------------

Write a summary of the story below. Remember, a summary only tells the important events of the story. You should be able to tell the important events in 3-5 sentences.

Super Summariser: It is your job to summarise what you have read today! Pick out some of the key moments in what you read! Put them in the correct order and pick out 5 key moments! Right down the characters and the settings which were in these key moments!


Name: _____

Title: _____ Author: _____

Book Cover of Predictions

I predict

Directions: Look at the cover of the book you are about to read. Write some phrases and draw some pictures to show what you predict this book might be about, who the characters are and where the story might take place.



LITERATURE CIRCLE DISCUSSION TIC-TAC-TOE!

Choose three discussion starters in a row to make a tic-tac-toe!

Which character can you relate to in today's reading, and why?	How did...?	My favorite scene in today's reading was...because....
What did you think of...?	What do you think the author could have done differently?	How would you have...?
What would happen if...?	I predict...	Do you agree with _____ in the text?

Name: _____ # of pages read: _____

Book/Story Title: _____ Author: _____

Artistic Artist

Job Descriptions:

1. Become an illustrator! After you read the book or story, choose a part to illustrate.
2. Write a caption about what is happening in the picture.



Caption:

Name: _____ # of pages read: _____

Book/Story Title: _____ Author: _____

Creative Connector



Job Description:

1. As you read, your job is to make corrections to the story. You can correct by thinking of something in the story that relates to you (**text-to-self connection**), by thinking of how this story is like another story you've read, or how characters or plots are similar in two stories (**text-to-text connection**), or by how the story makes you think of something similar to the world around you (**text-to-world connection**).

2. Write down the part of the story that you correct to and your correction. Then, illustrate it in the box below.

My connection is: **Text-to-Text** **Text-to-Self** **Text-to-World**
(circle one)

My Connections: _____

A picture of the part of the story that I corrected to:

A picture of my correction:

Name: _____ # of pages read: _____

Book/Story Title: _____ Author: _____

Word Wizard



Job Descriptions:

1. As you read, look for interesting words to write down. These can be words that are new to you, words that sound funny when you say them, or words that give a great description. Put a Post-it on the page where the word is found, or just record it below.
2. Write down two of the words that you find and the page number on which they are found.
3. Look up the words in the dictionary and write the definition. Then, use the word in a sentence of your own.
4. Choose one word to illustrate.

Word #1 _____ Found on page: _____

Part of speech: _____

Definition: _____

My sentence: _____

Word #2 _____ Found on page: _____

Part of speech: _____

Definition: _____

My sentence: _____

Illustration of the words:



Name: _____ # of pages read: _____

Book/Story Title: _____ Author: _____

Passage Predictor



Job Descriptions:

1. As you read, stop and make two predictions about what will happen next in the story. You can make a prediction about a character, about the setting, or about any upcoming events in the story. Make sure you remember the pages at which you stopped, so you can complete the activity below after reading time.
2. Write down the page number at which you stopped to predict. Then, write your prediction.
3. Illustrate your predictions.

Page number where I stopped to predict: _____

My prediction #1: _____

Page number where I stopped to predict: _____

My prediction #2: _____

Prediction #1	Prediction #2

Name: _____ # of pages read: _____

Book/Story Title: _____ Author: _____

Super Summariser



Job Description:

1. As you read the story, keep track of the characters, the setting and the main events of the story (you may want to use Post-its, or take notes on the back of this paper).
2. When you finish reading, draw and label pictures of the character(s) and the setting(s) for the part you read today.
3. Write a short summary, 3-5 sentences, telling the main parts of the story. Remember, a summary only highlights the main events!

Character(s):

Setting(s):

Write a summary of the story below. Remember, a summary only tells the important events of the story. You should be able to tell the important events in 3-5 sentences.
